



# KARL HUMAN TAXIDERMISTRY INSTRUCTION GUIDE

---

## Instructions for Shoulder Mounts and Pedestal Mounts explained

### Shoulder or Pedestal Mounts with a $\frac{1}{8}$ th, $\frac{1}{4}$ th or a $\frac{1}{2}$ th turn to the RIGHT: (Figure 1)

- **$\frac{1}{8}$ th turn to the right:** If you were to stand directly in front of a shoulder or pedestal mount trophy that has an  $\frac{1}{8}$ th of a turn to the right, its head will be turned very slightly ( $\pm 12^\circ$  from the centerline) to the right from the trophy's perspective. The animal would then be looking very slightly to your left side.
- **$\frac{1}{4}$ th turn to the right:** If you were to stand directly in front of a shoulder or pedestal mount trophy that has an  $\frac{1}{4}$ th of a turn to the right, its head will be turned slightly ( $\pm 23^\circ$  from the centerline) to the right from the trophy's perspective. The animal would then be looking slightly to your left side.
- **$\frac{1}{2}$ th turn to the right:** If you were to stand directly in front of a shoulder or pedestal mount trophy that has an  $\frac{1}{2}$ th of a turn to the right, its head will be turned strongly ( $\pm 45^\circ$  from the centerline) to the right from the trophy's perspective. The animal would then be looking strongly to your left side. A  $\frac{1}{2}$ th turn is usually not desirable on many of the species.

## Shoulder or Pedestal Mounts with a $\frac{1}{8}$ th, $\frac{1}{4}$ th or a $\frac{1}{2}$ th turn to the LEFT: (Figure 2)

- **$\frac{1}{8}$ th turn to the left:** If you were to stand directly in front of a shoulder or pedestal mount trophy that has an  $\frac{1}{8}$ th of a turn to the left, its head will be turned very slightly ( $\pm 12^\circ$  from the centerline) to the left from the trophy's perspective. The animal would then be looking very slightly to your right side.
- **$\frac{1}{4}$ th turn to the left:** If you were to stand directly in front of a shoulder or pedestal mount trophy that has an  $\frac{1}{4}$ th of a turn to the left, its head will be turned slightly ( $\pm 23^\circ$  from the centerline) to the left from the trophy's perspective. The animal would then be looking slightly to your right side.
- **$\frac{1}{2}$ th turn to the left:** If you were to stand directly in front of a shoulder or pedestal mount trophy that has an  $\frac{1}{2}$ th of a turn to the left, its head will be turned strongly ( $\pm 45^\circ$  from the centerline) to the left from the trophy's perspective. The animal would then be looking strongly to your right side. A  $\frac{1}{2}$ th turn is usually not desirable on many of the species.



Figure 1: looking  $\frac{1}{4}$  right


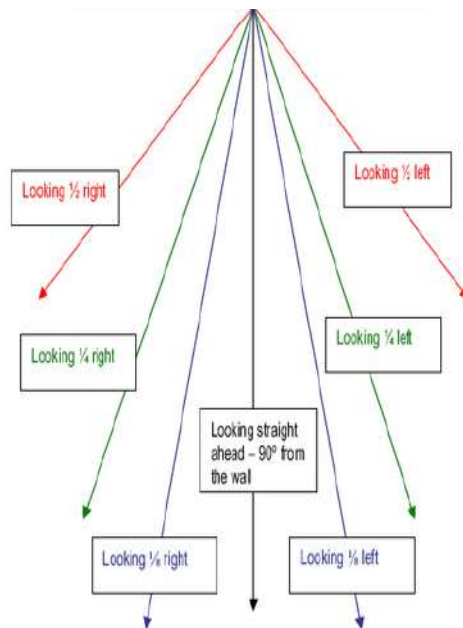


Figure 2: looking  $\frac{1}{4}$  left

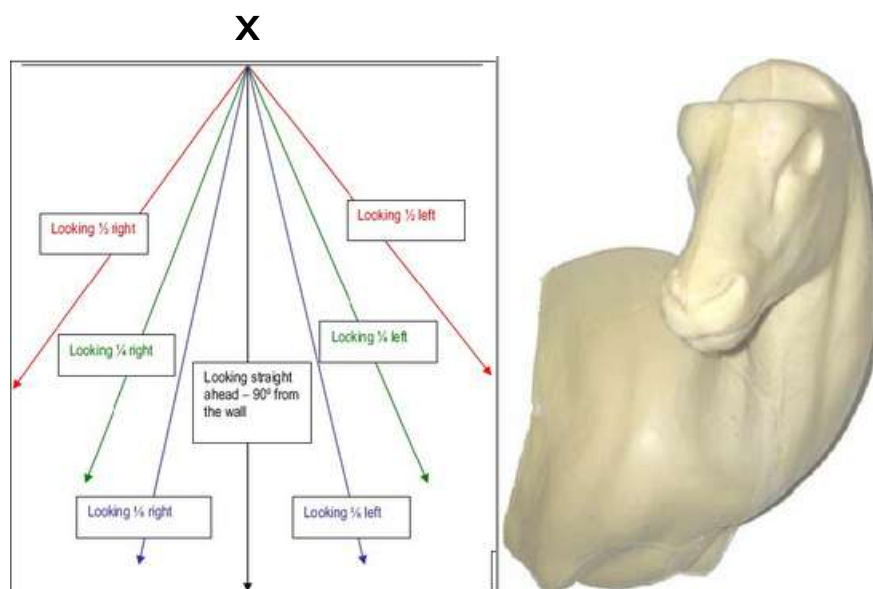
## Instructions for Wall Pedestal Mounts explained

Wall pedestals can either be a right turn or a left turn. There are different directions within the right and left turns.

### Wall Pedestal – RIGHT TURN

- A **right turn looking straight** put simply means that the left shoulder of the animal is against the wall and the animal is looking straight out from the wall (90° turn) Therefore, if you were to stand directly in front of the animal it would be looking straight at you.
- **1/8 turn to the right:** If you were to stand directly in front of a wall pedestal trophy that is a 1/8 turn to the right, the animal would then be looking over your left shoulder, its head turned very slightly away from the center (as if the animal might want to 'look behind' itself).
- **1/4 turn to the right:** If you were to stand directly in front of a wall pedestal trophy that is a 1/4 turn to the right, the animal would then be looking over your left shoulder, its head turned slightly away from the center, but a more pronounced turn (as if the animal might want to 'look behind' itself).
- **1/2 turn to the right:** If you were to stand directly in front of a wall pedestal trophy that is a 1/2 turn to the right, the animal would then be looking over your left shoulder, its head turned quite extremely away from the center (as if the animal might want to 'look behind' itself).
- **1/8 turn to the left:** If you were to stand directly in front of a wall pedestal trophy that is a 1/8 turn to the left, the animal would then be looking over your right shoulder, its head turned very slightly away from the center (as if the animal might want to look ahead).
- **1/4 turn to the left:** If you were to stand directly in front of a wall pedestal trophy that is a 1/4 turn to the left, the animal would then be looking over your right shoulder, its head turned slightly away from the center, but a more pronounced turn (as if the animal might want to look ahead).
- **1/2 turn to the left:** If you were to stand directly in front of a wall pedestal trophy that is a 1/2 turn to the left, the animal would then be looking over your right shoulder, its head turned quite extremely away from the center (as if the the animal might want to look ahead).

### RIGHT TURN – LEFT SHOULDER LEVEL AGAINST THE WALL (X is position of the trophy)

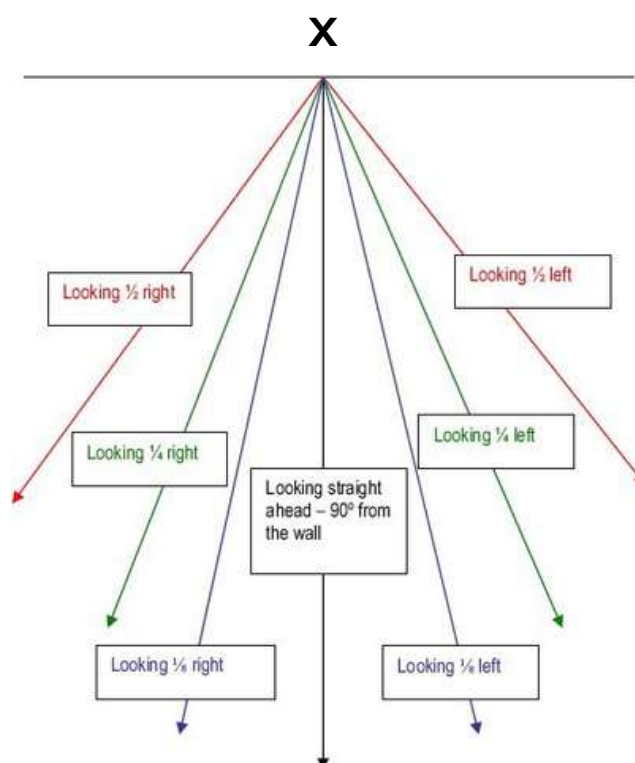


Wall Pedestal – Right turn looking 1/4 Right

## Wall Pedestal – LEFT TURN

- A **left turn looking straight** put simply means that the right shoulder of the animal is against the wall and the animal is looking straight out from the wall (90° turn). Therefore, if you were to stand directly in front of the animal it would be looking straight at you.
- **1/8 turn to the right:** If you were to stand directly in front of a wall pedestal trophy that is a 1/8 turn to the right, the animal would then be looking over your left shoulder, its head turned very slightly away from the center (as if the animal might want to look ahead).
- **1/4 turn to the right:** If you were to stand directly in front of a wall pedestal trophy that is a 1/4 turn to the right, the animal would then be looking over your left shoulder, its head turned slightly away from the center, but a more pronounced turn (as if the animal might want to look ahead).
- **1/2 turn to the right:** If you were to stand directly in front of a wall pedestal trophy that is a 1/2 turn to the right, the animal would then be looking over your left shoulder, its head turned quite extremely away from the center (as if the animal might want to look ahead).
- **1/8 turn to the left:** If you were to stand directly in front of a wall pedestal trophy that is a 1/8 turn to the left, the animal would then be looking over your right shoulder, its head turned very slightly away from the center (as if the animal might want to 'look behind' itself).
- **1/4 turn to the left:** If you were to stand directly in front of a wall pedestal trophy that is a 1/4 turn to the left, the animal would then be looking over your right shoulder, its head turned slightly away from the center, but a more pronounced turn (as if the animal might want to 'look behind' itself).
- **1/2 turn to the left:** If you were to stand directly in front of a wall pedestal trophy that is a 1/2 turn to the left, the animal would then be looking over your right shoulder, its head turned quite extremely away from the center (as if the animal might want to 'look behind' itself).

## LEFT TURN – RIGHT SHOULDER LEVEL AGAINST THE WALL (X is position of the trophy)



## Instructions for Full Mounts explained

**Full body mounts, or Full mounts for short, can either have bases that will be able to stand free on the floor or on a flat surface, or it can have bases that can be hung on a wall. Wall bases are viable for small to medium sized species. Please indicate whether you prefer to have your Full mount with a floor or wall base when confirming your instructions.**

**Full Mounts are explained in Degrees in order to eliminate confusion**

- **Looking Straight (0°):** If you were to stand directly in front of a full mount trophy that is looking straight, its head will be looking parallel to the body of the mount. The animal would then be looking straight at you.
- **Turned to the right looking 45°:** If you were to stand directly in front of a full mount trophy that is turned 45° to the right, its head will be turned 45° from the 0° centerline to the right from the trophy's perspective. The animal would then be looking 45° from the 0° centerline to your left side.
- **Turned to the right looking 90°:** If you were to stand directly in front of a full mount trophy that is turned 90° to the right, its head will be turned 90° from the 0° centerline to the right from the trophy's perspective. The animal would then be looking 90° from the 0° centerline to your left side.
- **Turned to the right looking 135°:** If you were to stand directly in front of a full mount trophy that is turned 135° to the right, its head will be turned 135° from the 0° centerline to the right from the trophy's perspective. The animal would then be looking slightly to its back 135° from the 0° centerline to your left side.
- **Turned to the right looking 180°:** If you were to stand directly in front of a full mount trophy that is turned 180° to the right, its head will be turned 180° from the 0° centerline to the right from the trophy's perspective. The animal would then be looking completely over its back 180° from the 0° centerline, your left side.
- **Turned to the left looking 45°:** If you were to stand directly in front of a full mount trophy that is turned 45° to the left, its head will be turned 45° from the 0° centerline to the left from the trophy's perspective. The animal would then be looking 45° from the 0° centerline to your right side.
- **Turned to the left looking 90°:** If you were to stand directly in front of a full mount trophy that is turned 90° to the left, its head will be turned 90° from the 0° centerline to the left from the trophy's perspective. The animal would then be looking 90° from the 0° centerline your right side.
- **Turned to the left looking 135°:** If you were to stand directly in front of a full mount trophy that is turned 135° to the left, its head will be turned 135° from the 0° centerline to the left from the trophy's perspective. The animal would then be looking slightly over its back 135° from the 0° centerline, to your right side.
- **Turned to the left looking 180°:** If you were to stand directly in front of a full mount trophy that is turned 180° to the left, its head will be turned 180° from the 0° centerline to the left from the trophy's perspective. The animal would then be looking completely over its back 180° from the 0° centerline, to your right side.



**Wall Base: Left turn,  
looking 45°**



**Floor Base: Right turn,  
looking 90°**